

**Ector County Independent School District**  
**Reagan Academic Magnet**  
**2022-2023 Campus Improvement Plan**



# **Mission Statement**

**The mission of Ector County ISD is to inspire and challenge every student to be prepared for success and to be adaptable in an ever-changing society.**

## **Reagan's Mission Statement**

**The Elementary Magnet School at Reagan is committed to the belief that each student will develop to his potential within a positive learning community. Our students will demonstrate exemplary personal character, social responsibility, and intellectual, emotional, and physical excellence.**

# Table of Contents

Priority Problem Statements 4

Comprehensive Needs Assessment Data Documentation 4

Board Goals 6

Board Goal 1: Goal 1: The percentage of students achieving or exceeding the meets standard on state assessments will increase from 32% to 60% by May 2024 across all tested content areas. 7

Board Goal 2: Goal 2: The percentage of 3rd grade students reading at or above grade level will increase from 35% to 45% by May 2024. 12

Board Goal 3: Goal 3: The percentage of high school graduates considered College, Career, or Military Ready will increase from 56% to 65% by May 2024. 18

# Priority Problem Statements

**Problem Statement 1:** Third grade STAAR Spanish reading had 40% pass.

**Root Cause 1:** Students need to spend more time working in dual language to improve their reading skills.

**Problem Statement 1 Areas:** Demographics

**Problem Statement 2:** 30% of Reagan staff have twenty or more years experience.

**Root Cause 2:** We had two teachers retire this year and expect more to retire over the next couple of years.

**Problem Statement 2 Areas:** Staff Quality, Recruitment, and Retention

# Comprehensive Needs Assessment Data Documentation

The following data were used to verify the comprehensive needs assessment analysis:

## Improvement Planning Data

- District goals
- Campus goals
- HB3 Reading and math goals for PreK-3
- Performance Objectives with summative review (prior year)
- Campus/District improvement plans (current and prior years)
- Planning and decision making committee(s) meeting data
- State and federal planning requirements

## Accountability Data

- Texas Academic Performance Report (TAPR) data
- Student Achievement Domain
- Student Progress Domain
- Closing the Gaps Domain

## Student Data: Assessments

- STAAR Emergent Bilingual (EB) progress measure data
- Texas English Language Proficiency Assessment System (TELPAS) and TELPAS Alternate results
- Student Success Initiative (SSI) data for Grades 5 and 8
- Local diagnostic reading assessment data
- Local benchmark or common assessments data
- Texas approved PreK - 2nd grade assessment data
- Grades that measure student performance based on the TEKS

## Student Data: Student Groups

- Race and ethnicity data, including number of students, academic achievement, discipline, attendance, and rates of progress between groups
- Special programs data, including number of students, academic achievement, discipline, attendance, and rates of progress for each student group
- Economically disadvantaged / Non-economically disadvantaged performance and participation data
- Male / Female performance, progress, and participation data
- Special education/non-special education population including discipline, progress and participation data
- At-risk/non-at-risk population including performance, progress, discipline, attendance, and mobility data
- Section 504 data
- Homeless data
- Gifted and talented data
- Dyslexia data

## Student Data: Behavior and Other Indicators

- Attendance data
- Discipline records

- Student surveys and/or other feedback
- Class size averages by grade and subject
- School safety data

#### **Employee Data**

- Professional learning communities (PLC) data
- Staff surveys and/or other feedback
- Teacher/Student Ratio
- Campus leadership data
- T-PESS data

#### **Parent/Community Data**

- Parent surveys and/or other feedback
- Parent engagement rate

#### **Support Systems and Other Data**

- Organizational structure data
- Communications data
- Budgets/entitlements and expenditures data

# Board Goals

**Board Goal 1:** Goal 1: The percentage of students achieving or exceeding the meets standard on state assessments will increase from 32% to 60% by May 2024 across all tested content areas.

**Performance Objective 1:** Reagan will improve STAAR growth from 94% to 95% for all subjects and tested grades.





**High Priority**






**HB3 Board Goal**

**Indicators of Success:**

Growth (STAAR) - % of students who meet or exceed the STAAR progress measure - 2024 Goal: 75%, 3rd Grade Composite (reading and math) - % of 3rd grade students achieving the meets or exceeds standard in both reading and math on STAAR - 2024 Goal: 35%, 6th grade reading or math on grade level - % of 6th grade students achieving the meets or exceeds standard in reading or math on STAAR - 2024 Goals: Reading - 37%, Math - 47%

**Evaluation Data Sources:** STAAR data

Strategy 1 Details	Reviews			
<p><b>Strategy 1:</b> Every grade level will identify and track data on tests taken</p> <p><b>Strategy's Expected Result/Impact:</b> Student growth will improve in all areas and STAAR growth in third through fifth is the main target.</p> <p><b>Staff Responsible for Monitoring:</b> all staff and building administration</p> <p><b>TEA Priorities:</b> Build a foundation of reading and math</p>	<b>Formative</b>			<b>Summative</b>
	<b>Oct</b>	<b>Jan</b>	<b>Mar</b>	<b>May</b>
				
Strategy 2 Details	Reviews			
<p><b>Strategy 2:</b> Backward planning will be used to ensure high rigor is taught in each level and subject.</p> <p><b>Strategy's Expected Result/Impact:</b> Student mastery scores will increase on all tests.</p> <p><b>Staff Responsible for Monitoring:</b> Administration, teachers</p> <p><b>TEA Priorities:</b> Build a foundation of reading and math</p> <p><b>- ESF Levers:</b> Lever 1: Strong School Leadership and Planning</p>	<b>Formative</b>			<b>Summative</b>
	<b>Oct</b>	<b>Jan</b>	<b>Mar</b>	<b>May</b>
				

Strategy 3 Details	Reviews			
<p><b>Strategy 3:</b> Reading buddies will be implemented in all grade levels.</p> <p><b>Strategy's Expected Result/Impact:</b> Students reading levels will increase.</p> <p><b>Staff Responsible for Monitoring:</b> Administration and teachers.</p> <p><b>TEA Priorities:</b> Build a foundation of reading and math</p> <p>- <b>ESF Levels:</b> Lever 5: Effective Instruction</p>	Formative			Summative
	Oct	Jan	Mar	May
				
 No Progress  Accomplished  Continue/Modify  Discontinue				



**Board Goal 1:** Goal 1: The percentage of students achieving or exceeding the meets standard on state assessments will increase from 32% to 60% by May 2024 across all tested content areas.



**Performance Objective 2:** MAP scores in Reading and Math will be tracked and students scoring below 40% will have additional tutoring time.






**High Priority**

**Indicators of Success:**

Growth (MAP) - % of student end of year RIT score met or exceeded individual growth projections based upon MAP - 2024 Goal: 58%

**Evaluation Data Sources:** MAP RIT scores

Strategy 1 Details	Reviews			
<p><b>Strategy 1:</b> LLI kits will be used to increase reading comprehension.  <b>Strategy's Expected Result/Impact:</b> MAP scores will increase in Reading.  <b>Staff Responsible for Monitoring:</b> Administration, IC and teachers</p> <p><b>TEA Priorities:</b>            Build a foundation of reading and math  <b>- ESF Levers:</b>            Lever 1: Strong School Leadership and Planning, Lever 5: Effective Instruction</p>	<b>Formative</b>			<b>Summative</b>
	<b>Oct</b>	<b>Jan</b>	<b>Mar</b>	<b>May</b>
				
Strategy 2 Details	Reviews			
<p><b>Strategy 2:</b> Do the Math kits will be used to ensure hands on learning.  <b>Strategy's Expected Result/Impact:</b> Math skills will increase.  <b>Staff Responsible for Monitoring:</b> Administration, IC and teachers</p> <p><b>TEA Priorities:</b>            Recruit, support, retain teachers and principals, Build a foundation of reading and math  <b>- ESF Levers:</b>            Lever 1: Strong School Leadership and Planning, Lever 3: Positive School Culture, Lever 5: Effective Instruction</p>	<b>Formative</b>			<b>Summative</b>
	<b>Oct</b>	<b>Jan</b>	<b>Mar</b>	<b>May</b>
				

Strategy 3 Details	Reviews			
<p><b>Strategy 3:</b> Number Talks will be used in Kinder through Fifth grade.</p> <p><b>Strategy's Expected Result/Impact:</b> Math skills will increase which will show on MAP and STAAR</p> <p><b>Staff Responsible for Monitoring:</b> Administration, IC and teachers</p> <p><b>TEA Priorities:</b> Recruit, support, retain teachers and principals, Build a foundation of reading and math</p> <p><b>- ESF Levers:</b> Lever 1: Strong School Leadership and Planning, Lever 3: Positive School Culture, Lever 5: Effective Instruction</p>	Formative			Summative
	Oct	Jan	Mar	May
				
 No Progress  Accomplished  Continue/Modify  Discontinue				

**Board Goal 1:** Goal 1: The percentage of students achieving or exceeding the meets standard on state assessments will increase from 32% to 60% by May 2024 across all tested content areas.





**Performance Objective 3:** All Reagan teachers will use SEL strategies and 7 mindsets daily to improve student connectiveness on Panorama survey from 80% to 82%.

**High Priority**

**Indicators of Success:**

School Connectedness - The belief held by students that adults and peers in the school care about their learning as well as about them as individuals - 2024 Goal: 63%

**Evaluation Data Sources:** Panorama Survey

Strategy 1 Details	Reviews			
<p><b>Strategy 1:</b> Seven mindsets will be included in morning routine in every classroom.  <b>Strategy's Expected Result/Impact:</b> Students will feel more connected and it will improve SEL  <b>Staff Responsible for Monitoring:</b> Teachers, administration</p> <p><b>ESF Levers:</b>                      Lever 1: Strong School Leadership and Planning, Lever 3: Positive School Culture</p>	Formative			Summative
	Oct	Jan	Mar	May
				
Strategy 2 Details	Reviews			
<p><b>Strategy 2:</b> Monthly counselor visits to the classroom.  <b>Strategy's Expected Result/Impact:</b> Students will be more comfortable talking about their emotions.  <b>Staff Responsible for Monitoring:</b> Counselor and administration</p> <p><b>ESF Levers:</b>                      Lever 1: Strong School Leadership and Planning, Lever 3: Positive School Culture</p>	Formative			Summative
	Oct	Jan	Mar	May
				
Strategy 3 Details	Reviews			
<p><b>Strategy 3:</b> Character Traits reviewed during announcements daily.  <b>Strategy's Expected Result/Impact:</b> Students will understand and work to show character traits daily.  <b>Staff Responsible for Monitoring:</b> Teacher, Counselor and Administration</p>	Formative			Summative
	Oct	Jan	Mar	May

**TEA Priorities:**

Recruit, support, retain teachers and principals

**- ESF Levers:**

Lever 1: Strong School Leadership and Planning, Lever 3: Positive School Culture



No Progress



Accomplished



Continue/Modify



Discontinue

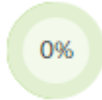

**Board Goal 2:** Goal 2: The percentage of 3rd grade students reading at or above grade level will increase from 35% to 45% by May 2024.






**Performance Objective 1:** Reagan will use observation feedback in classrooms to track and improve rigor in classroom to increase MAP growth from 67% at the end of the year to 68%.

**Indicators of Success:**

Growth (STAAR) - % of students who meet or exceed the STAAR progress measure - 2024 Goal: 75%, Growth (MAP) - % of student end of year RIT score met or exceeded individual growth projections based upon MAP - 2024 Goal: 58%, Kindergarten Readiness - % of students meeting kindergarten readiness benchmark - 2024 Goal: 65%, Academic Gaps - The performance of ECISD student subgroups compared to their peers across the state of Texas (Domain 3) - 2024 Goal: 51%, 3rd Grade Composite (reading and math) - % of 3rd grade students achieving the meets or exceeds standard in both reading and math on STAAR - 2024 Goal: 35%, School Connectedness - The belief held by students that adults and peers in the school care about their learning as well as about them as individuals - 2024 Goal: 63%

**Evaluation Data Sources:** Academic Monitor sheets, Exit tickets, classroom observations.

Strategy 1 Details	Reviews			
<p><b>Strategy 1:</b> Reagan will begin Reading Buddies to increase students reading levels.  <b>Strategy's Expected Result/Impact:</b> Reading levels will come up in all grade levels.  <b>Staff Responsible for Monitoring:</b> teachers, administration</p> <p><b>TEA Priorities:</b>                      Build a foundation of reading and math, Connect high school to career and college, Improve low-performing schools  <b>- ESF Levers:</b>                      Lever 1: Strong School Leadership and Planning, Lever 2: Effective, Well-Supported Teachers, Lever 3: Positive School Culture, Lever 4: High-Quality Curriculum, Lever 5: Effective Instruction  <b>- Targeted Support Strategy</b></p>	Formative			Summative
	Oct	Jan	Mar	May
				
Strategy 2 Details	Reviews			
<p><b>Strategy 2:</b> Monthly MasterClub celebrations for students scoring mastery on SCA's.  <b>Strategy's Expected Result/Impact:</b> Student mastery level will increase on SCA's  <b>Staff Responsible for Monitoring:</b> Administration, teachers</p> <p><b>TEA Priorities:</b>                      Build a foundation of reading and math, Connect high school to career and college, Improve low-performing schools  <b>- ESF Levers:</b>                      Lever 1: Strong School Leadership and Planning, Lever 2: Effective, Well-Supported Teachers, Lever 3: Positive School Culture, Lever 4: High-Quality Curriculum, Lever 5: Effective Instruction</p>	Formative			Summative
	Oct	Jan	Mar	May
				

Strategy 3 Details	Reviews			
<p><b>Strategy 3:</b> Academic Monitoring Form created by CIT</p> <p><b>Strategy's Expected Result/Impact:</b> Students and teachers will be more aware of the academic rigor and understanding in the classroom.</p> <p><b>Staff Responsible for Monitoring:</b> Administration, teachers</p> <p><b>TEA Priorities:</b> Recruit, support, retain teachers and principals, Build a foundation of reading and math, Connect high school to career and college, Improve low-performing schools</p> <p>- <b>ESF Levers:</b> Lever 1: Strong School Leadership and Planning, Lever 2: Effective, Well-Supported Teachers, Lever 3: Positive School Culture, Lever 4: High-Quality Curriculum, Lever 5: Effective Instruction</p> <p>- <b>Targeted Support Strategy</b></p>	Formative			Summative
	Oct	Jan	Mar	May
				
 No Progress  Accomplished  Continue/Modify  Discontinue				

**Board Goal 2:** Goal 2: The percentage of 3rd grade students reading at or above grade level will increase from 35% to 45% by May 2024.

**Performance Objective 2:** Reagan is focused on Master Level on MAP and STAAR in 3rd grade Math from 45% to 46%, in 4th grade Math from 47% to 48% and 5th grade Math from 61% to 62%.

**High Priority**





**Indicators of Success:**






Growth (STAAR) - % of students who meet or exceed the STAAR progress measure - 2024 Goal: 75%, Growth (MAP) - % of student end of year RIT score met or exceeded individual growth projections based upon MAP - 2024 Goal: 58%, Academic Gaps - The performance of ECISD student subgroups compared to their peers across the state of Texas (Domain 3) - 2024 Goal: 51%, 3rd Grade Composite (reading and math) - % of 3rd grade students achieving the meets or exceeds standard in both reading and math on STAAR - 2024 Goal: 35%, School Connectedness - The belief held by students that adults and peers in the school care about their learning as well as about them as individuals - 2024 Goal: 63%

**Evaluation Data Sources:** MAP grow parties MOY and EOY

SCA data tracking and monthly MasterCard parties

Benchmark data

Strategy 1 Details	Reviews			
<p><b>Strategy 1:</b> SCA data tracking for all students.</p> <p><b>Strategy's Expected Result/Impact:</b> Students will take more initiative to show growth on SCA's</p> <p><b>Staff Responsible for Monitoring:</b> Administration, IC, teachers and students</p> <p><b>TEA Priorities:</b> Recruit, support, retain teachers and principals, Build a foundation of reading and math</p> <p><b>- ESF Levers:</b> Lever 1: Strong School Leadership and Planning, Lever 3: Positive School Culture, Lever 5: Effective Instruction</p>	Formative			Summative
	Oct	Jan	Mar	May
				
Strategy 2 Details	Reviews			
<p><b>Strategy 2:</b> Students will breakdown and analyze test determining why they got questions incorrect.</p> <p><b>Strategy's Expected Result/Impact:</b> Students will correct and relearn strategies to increase scores on MAP and STAAR</p> <p><b>Staff Responsible for Monitoring:</b> Administration, IC and Teacher</p> <p><b>TEA Priorities:</b> Recruit, support, retain teachers and principals, Build a foundation of reading and math</p> <p><b>- ESF Levers:</b> Lever 1: Strong School Leadership and Planning, Lever 3: Positive School Culture, Lever 5: Effective Instruction</p>	Formative			Summative
	Oct	Jan	Mar	May
				

Strategy 3 Details	Reviews			
<p><b>Strategy 3:</b> Mastercard Celebrations students earn a mastercard every time they receive mastery on an SCA.</p> <p><b>Strategy's Expected Result/Impact:</b> Students take pride in their work and strive for Mastery. Celebrations are done monthly with student names announced weekly during announcements.</p> <p><b>Staff Responsible for Monitoring:</b> Administration, IC and teachers</p> <p><b>TEA Priorities:</b> Recruit, support, retain teachers and principals, Build a foundation of reading and math</p> <p><b>- ESF Levers:</b> Lever 1: Strong School Leadership and Planning, Lever 3: Positive School Culture, Lever 5: Effective Instruction</p>	Formative			Summative
	Oct	Jan	Mar	May
				
<div style="display: flex; justify-content: space-around; align-items: center;"> <div style="text-align: center;">  No Progress         </div> <div style="text-align: center;">  Accomplished         </div> <div style="text-align: center;">  Continue/Modify         </div> <div style="text-align: center;">  Discontinue         </div> </div>				



**Board Goal 2:** Goal 2: The percentage of 3rd grade students reading at or above grade level will increase from 35% to 45% by May 2024.

**Performance Objective 3:** Reagan will focus on increasing Masters level of STAAR Reading in 3rd grade from 62% to 63%, in 4th grade from 69% to 70% and in 5th grade from 71% to 72%.

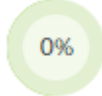

**High Priority**






**HB3 Board Goal**

**Indicators of Success:**

Growth (STAAR) - % of students who meet or exceed the STAAR progress measure - 2024 Goal: 75%, Growth (MAP) - % of student end of year RIT score met or exceeded individual growth projections based upon MAP - 2024 Goal: 58%, 3rd Grade Composite (reading and math) - % of 3rd grade students achieving the meets or exceeds standard in both reading and math on STAAR - 2024 Goal: 35%

**Evaluation Data Sources:** SCA, MAP, Benchmarks, STAAR

Strategy 1 Details	Reviews			
<p><b>Strategy 1:</b> Reading Buddies upper grades paired with lower grades.  <b>Strategy's Expected Result/Impact:</b> Improve reading skills.  <b>Staff Responsible for Monitoring:</b> Teachers, IC, and Administration</p> <p><b>TEA Priorities:</b>                      Build a foundation of reading and math  <b>- ESF Levers:</b>                      Lever 1: Strong School Leadership and Planning, Lever 3: Positive School Culture, Lever 5: Effective Instruction</p>	Formative			Summative
	Oct	Jan	Mar	May
				
Strategy 2 Details	Reviews			
<p><b>Strategy 2:</b> Mastercard Celebrations  <b>Strategy's Expected Result/Impact:</b> Students will work to show Master on SCA scores which will also improve STAAR scores.  <b>Staff Responsible for Monitoring:</b> Teachers, IC and Administration</p> <p><b>TEA Priorities:</b>                      Recruit, support, retain teachers and principals, Build a foundation of reading and math  <b>- ESF Levers:</b>                      Lever 1: Strong School Leadership and Planning, Lever 3: Positive School Culture, Lever 5: Effective Instruction  <b>- Targeted Support Strategy - Additional Targeted Support Strategy</b></p>	Formative			Summative
	Oct	Jan	Mar	May
				

Strategy 3 Details	Reviews			
<p><b>Strategy 3:</b> Students scoring below 40% will have additional tutoring with IC or Special Area teacher</p> <p><b>Strategy's Expected Result/Impact:</b> Scores will show improvement when working with small groups.</p> <p><b>Staff Responsible for Monitoring:</b> IC, special area teacher and administration</p> <p><b>TEA Priorities:</b> Recruit, support, retain teachers and principals, Build a foundation of reading and math</p> <p>- <b>ESF Levers:</b> Lever 1: Strong School Leadership and Planning, Lever 3: Positive School Culture, Lever 5: Effective Instruction</p> <p>- <b>Targeted Support Strategy - Additional Targeted Support Strategy</b></p>	Formative			Summative
	Oct	Jan	Mar	May
				
 No Progress  Accomplished  Continue/Modify  Discontinue				

**Board Goal 3:** Goal 3: The percentage of high school graduates considered College, Career, or Military Ready will increase from 56% to 65% by May 2024.



**Performance Objective 1:** Reagan students will increase Mastery level on MAP and STAAR scores 2%.






**High Priority**

**Indicators of Success:**

Growth (STAAR) - % of students who meet or exceed the STAAR progress measure - 2024 Goal: 75%, Growth (MAP) - % of student end of year RIT score met or exceeded individual growth projections based upon MAP - 2024 Goal: 58%, Academic Gaps - The performance of ECISD student subgroups compared to their peers across the state of Texas (Domain 3) - 2024 Goal: 51%, 3rd Grade Composite (reading and math) - % of 3rd grade students achieving the meets or exceeds standard in both reading and math on STAAR - 2024 Goal: 35%, School Connectedness - The belief held by students that adults and peers in the school care about their learning as well as about them as individuals - 2024 Goal: 63%

**Evaluation Data Sources:** MAP and STAAR data, classroom walkthroughs, individual data binders

Strategy 1 Details	Reviews			
<p><b>Strategy 1:</b> Bilingual students will follow the Dual Language model.  <b>Strategy's Expected Result/Impact:</b> Reading and Math skills will increase in each language.  <b>Staff Responsible for Monitoring:</b> Administration, IC and teachers</p> <p><b>TEA Priorities:</b>                      Recruit, support, retain teachers and principals, Build a foundation of reading and math  <b>- ESF Levers:</b>                      Lever 1: Strong School Leadership and Planning, Lever 3: Positive School Culture, Lever 5: Effective Instruction</p>	Formative			Summative
	Oct	Jan	Mar	May
				
Strategy 2 Details	Reviews			
<p><b>Strategy 2:</b> Summit will be used in Bilingual classrooms to increase speaking and reading skills on STAAR and TELPAS.  <b>Strategy's Expected Result/Impact:</b> Increase scores on STAAR and TELPAS  <b>Staff Responsible for Monitoring:</b> Administration and Bilingual teachers</p> <p><b>TEA Priorities:</b>                      Recruit, support, retain teachers and principals, Build a foundation of reading and math  <b>- ESF Levers:</b>                      Lever 1: Strong School Leadership and Planning, Lever 3: Positive School Culture, Lever 5: Effective Instruction</p>	Formative			Summative
	Oct	Jan	Mar	May
				

Strategy 3 Details	Reviews			
<p><b>Strategy 3:</b> Accelerated Reading will be used to improve reading comprehension.</p> <p><b>Strategy's Expected Result/Impact:</b> Scores on MAP and STAAR will increase due to improving reading levels and testing.</p> <p><b>Staff Responsible for Monitoring:</b> Administration, Media Specialist, teachers.</p> <p><b>TEA Priorities:</b> Recruit, support, retain teachers and principals, Build a foundation of reading and math</p> <p><b>- ESF Levers:</b> Lever 1: Strong School Leadership and Planning, Lever 3: Positive School Culture, Lever 5: Effective Instruction</p>	Formative			Summative
	Oct	Jan	Mar	May
				
<div style="display: flex; justify-content: space-around; align-items: center;"> <div style="text-align: center;">  No Progress         </div> <div style="text-align: center;">  Accomplished         </div> <div style="text-align: center;">  Continue/Modify         </div> <div style="text-align: center;">  Discontinue         </div> </div>				



**Board Goal 3:** Goal 3: The percentage of high school graduates considered College, Career, or Military Ready will increase from 56% to 65% by May 2024.






**Performance Objective 2:** Reagan students in Kinder through Fifth will use AVID strategies to keep them self organized which will increase scores on all testing.

**Indicators of Success:**

Attendance - % of student daily attendance - 2024 Goal: 95%, Growth (STAAR) - % of students who meet or exceed the STAAR progress measure - 2024 Goal: 75%, Growth (MAP) - % of student end of year RIT score met or exceeded individual growth projections based upon MAP - 2024 Goal: 58%, Academic Gaps - The performance of ECISD student subgroups compared to their peers across the state of Texas (Domain 3) - 2024 Goal: 51%, 3rd Grade Composite (reading and math) - % of 3rd grade students achieving the meets or exceeds standard in both reading and math on STAAR - 2024 Goal: 35%, 6th grade reading or math on grade level - % of 6th grade students achieving the meets or exceeds standard in reading or math on STAAR - 2024 Goals: Reading - 37%, Math - 47%, 8th grade reading or math on grade level - % of 8th grade students achieving the meets or exceeds standard in reading or math on STAAR - 2024 Goal: Reading - 55%, Math - 55%, College, Career, and Military Readiness - % of current seniors meeting at least one accountability indicator by the fall of their senior year - 2024 Goal: 27%, School Connectedness - The belief held by students that adults and peers in the school care about their learning as well as about them as individuals - 2024 Goal: 63%

**Evaluation Data Sources:** AVID binders, spot checks by teachers and administrators

Strategy 1 Details	Reviews			
<p><b>Strategy 1:</b> 4th &amp; 5th students will start an Ebinder for AVID strategies and showcase of work.  <b>Strategy's Expected Result/Impact:</b> Students will increase organizational skills and take pride in their work.  <b>Staff Responsible for Monitoring:</b> teacher and administration</p> <p><b>TEA Priorities:</b>                      Recruit, support, retain teachers and principals, Build a foundation of reading and math, Connect high school to career and college, Improve low-performing schools  <b>- ESF Levers:</b>                      Lever 1: Strong School Leadership and Planning, Lever 2: Effective, Well-Supported Teachers, Lever 3: Positive School Culture, Lever 4: High-Quality Curriculum, Lever 5: Effective Instruction</p>	Formative			Summative
	Oct	Jan	Mar	May
				
Strategy 2 Details	Reviews			
<p><b>Strategy 2:</b> Planners will be used to ensure parent and student communication on homework and skills learned.  <b>Strategy's Expected Result/Impact:</b> Students will be more responsible for their own learning and take pride in their work.  <b>Staff Responsible for Monitoring:</b> Teachers, students and parents</p> <p><b>TEA Priorities:</b>                      Recruit, support, retain teachers and principals, Build a foundation of reading and math  <b>- ESF Levers:</b>                      Lever 1: Strong School Leadership and Planning, Lever 3: Positive School Culture</p>	Formative			Summative
	Oct	Jan	Mar	May
				

Strategy 3 Details	Reviews			
<p><b>Strategy 3:</b> Two and three column notes will be taught and used in third through fifth grade.</p> <p><b>Strategy's Expected Result/Impact:</b> Students study skills will improve and daily work will show more mastery.</p> <p><b>Staff Responsible for Monitoring:</b> Administration and Teachers</p> <p><b>TEA Priorities:</b> Recruit, support, retain teachers and principals, Build a foundation of reading and math</p> <p><b>- ESF Levers:</b> Lever 1: Strong School Leadership and Planning, Lever 3: Positive School Culture, Lever 5: Effective Instruction</p>	Formative			Summative
	Oct	Jan	Mar	May
	 75%			
 No Progress  Accomplished  Continue/Modify  Discontinue				









**Board Goal 3:** Goal 3: The percentage of high school graduates considered College, Career, or Military Ready will increase from 56% to 65% by May 2024.

**Performance Objective 3:** Reagan data from Panorama Survey will be used to guide needs of campus.

**Indicators of Success:**

School Connectedness - The belief held by students that adults and peers in the school care about their learning as well as about them as individuals - 2024 Goal: 63%

**Evaluation Data Sources:** Panorama Survey data, input from CIT on how to address needs

Strategy 1 Details	Reviews			
<p><b>Strategy 1:</b> Coffee with Principals monthly.  <b>Strategy's Expected Result/Impact:</b> Parents will have more connectiveness with Principals and administration.  <b>Staff Responsible for Monitoring:</b> Administration, IC and counselor</p> <p><b>ESF Levers:</b>                      Lever 1: Strong School Leadership and Planning, Lever 3: Positive School Culture</p>	<b>Formative</b>			<b>Summative</b>
	<b>Oct</b>	<b>Jan</b>	<b>Mar</b>	<b>May</b>
				
Strategy 2 Details	Reviews			
<p><b>Strategy 2:</b> All Star of the Month Luncheon.  <b>Strategy's Expected Result/Impact:</b> Students will build character by practicing monthly character traits.  <b>Staff Responsible for Monitoring:</b> Administration, counselor and teachers</p> <p><b>TEA Priorities:</b>                      Recruit, support, retain teachers and principals                      - <b>ESF Levers:</b>                      Lever 1: Strong School Leadership and Planning, Lever 3: Positive School Culture, Lever 5: Effective Instruction</p>	<b>Formative</b>			<b>Summative</b>
	<b>Oct</b>	<b>Jan</b>	<b>Mar</b>	<b>May</b>
				
Strategy 3 Details	Reviews			
<p><b>Strategy 3:</b> Seven Mindsets will be used in all classrooms.  <b>Strategy's Expected Result/Impact:</b> Students will have improved Social and Emotional Learning.  <b>Staff Responsible for Monitoring:</b> Administration, counselor and teachers</p> <p><b>TEA Priorities:</b>                      Recruit, support, retain teachers and principals                      - <b>ESF Levers:</b>                      Lever 1: Strong School Leadership and Planning, Lever 3: Positive School Culture, Lever 5: Effective Instruction</p>	<b>Formative</b>			<b>Summative</b>
	<b>Oct</b>	<b>Jan</b>	<b>Mar</b>	<b>May</b>
				
<p style="text-align: center;">  No Progress                           Accomplished                           Continue/Modify                           Discontinue                 </p>				