

Ector County Independent School District
Sam Houston Elementary
2022-2023 Campus Improvement Plan



Table of Contents

- Comprehensive Needs Assessment 3
 - Demographics 3
- Priority Problem Statements 3
- Board Goals 4
 - Board Goal 1: Through foundational excellence, talent development and the learning journey, the percentage of students achieving or exceeding the meets standard on state assessments will increase from 32% to 60% by May 2024 across all tested content areas. 5
 - Board Goal 2: Through foundational excellence, talent development and the learning journey, the percentage of 3rd grade students reading at or above grade level will increase from 35% to 45% by May 2024. 14
 - Board Goal 3: Through foundational excellence, talent development and the learning journey, the percentage of high school graduates considered College, Career or Military Ready will increase from 56% to 65% by May 2024. 22
- Campus Funding Summary 26

Comprehensive Needs Assessment

Demographics

Demographics Strengths

Sam Houston has a mobility rate of ____% for students.

Most k-5 classrooms meet the required students to teacher ratio, with 2 being above ratio.

Problem Statements Identifying Demographics Needs

Problem Statement 1: Student demographics contribute to the lack of parental involvement in school. **Root Cause:** Lack of resources and support towards education.

Priority Problem Statements

Board Goals

Board Goal 1: Through foundational excellence, talent development and the learning journey, the percentage of students achieving or exceeding the meets standard on state assessments will increase from 32% to 60% by May 2024 across all tested content areas.

Performance Objective 1: By May 2023, 70% of students, K-5th, will reach their individual RIT Growth scores in MAP Math.





High Priority

Indicators of Success:

Growth (MAP) - % of student end of year RIT score met or exceeded individual growth projections based upon MAP - 2024 Goal: 58%, Academic Gaps - The performance of ECISD student subgroups compared to their peers across the state of Texas (Domain 3) - 2024 Goal: 51%

Evaluation Data Sources: NWEA MAP Beginning, Middle and End of Year Data

Strategy 1 Details	Reviews			
<p>Strategy 1: Use the DDI process to analyze MAP Math data and ensure use of Imagine Math with fidelity. Strategy's Expected Result/Impact: Increased student growth on MAP Math RIT scores. Staff Responsible for Monitoring: Administrators, MCLs, and Teachers</p> <p>TEA Priorities: Build a foundation of reading and math, Improve low-performing schools - ESF Levers: Lever 1: Strong School Leadership and Planning, Lever 5: Effective Instruction Problem Statements: Student Achievement 1, 2, 3</p>	Formative			Summative
	Oct	Jan	Mar	May
Strategy 2 Details	Reviews			
<p>Strategy 2: Implement virtual tutors with Air Tutors for 3rd, 4th and 5th grade students. Strategy's Expected Result/Impact: Increased student growth on MAP Math RIT scores. Staff Responsible for Monitoring: Administrators, MCLs, and Teachers</p> <p>Title I: 2.4, 2.6 - TEA Priorities: Improve low-performing schools - ESF Levers: Lever 5: Effective Instruction Problem Statements: Student Achievement 1, 2</p>	Formative			Summative
	Oct	Jan	Mar	May

Strategy 3 Details	Reviews			
<p>Strategy 3: Implement students leadership portfolios and parent data meetings.</p> <p>Strategy's Expected Result/Impact: Increased parent involvement in academics and increased student performance in academic areas.</p> <p>Staff Responsible for Monitoring: Administrators, Teachers</p> <p>Title I: 2.5, 4.2</p> <p>- TEA Priorities: Improve low-performing schools</p> <p>- ESF Levers: Lever 1: Strong School Leadership and Planning, Lever 3: Positive School Culture</p> <p>Problem Statements: Parent and Community Engagement 1 - School Context and Organization 1</p>	Formative			Summative
	Oct	Jan	Mar	May
Strategy 4 Details	Reviews			
<p>Strategy 4: Sam Houston Trainer of Trainers will properly train teachers on the effective roll out and use of the district Math framework and best practices.</p> <p>Strategy's Expected Result/Impact: Increase high quality instruction in all classrooms.</p> <p>Staff Responsible for Monitoring: Administrators and MCLs</p> <p>Title I: 2.4</p> <p>- TEA Priorities: Build a foundation of reading and math, Improve low-performing schools</p> <p>- ESF Levers: Lever 1: Strong School Leadership and Planning, Lever 5: Effective Instruction</p> <p>Problem Statements: Student Achievement 1</p>	Formative			Summative
	Oct	Jan	Mar	May
<div style="display: flex; justify-content: space-around; align-items: center;">  No Progress  Accomplished  Continue/Modify  Discontinue </div>				

Board Goal 1: Through foundational excellence, talent development and the learning journey, the percentage of students achieving or exceeding the meets standard on state assessments will increase from 32% to 60% by May 2024 across all tested content areas.

Performance Objective 2: By May 2023, 70% of students, K-5th, will reach their individual RIT Growth scores in MAP Reading.





High Priority

Indicators of Success:

Growth (MAP) - % of student end of year RIT score met or exceeded individual growth projections based upon MAP - 2024 Goal: 58%, Academic Gaps - The performance of ECISD student subgroups compared to their peers across the state of Texas (Domain 3) - 2024 Goal: 51%

Evaluation Data Sources: NWEA MAP Beginning, Middle and End of Year Data

Strategy 1 Details	Reviews			
<p>Strategy 1: Sam Houston teachers and day tutor will provide LLI for Reading intervention to students. Strategy's Expected Result/Impact: Increased MAP Reading RIT scores Staff Responsible for Monitoring: Administrators, MCLs, Day tutor</p> <p>Title I: 2.4, 2.5 - TEA Priorities: Build a foundation of reading and math, Improve low-performing schools - ESF Levers: Lever 5: Effective Instruction Problem Statements: Student Achievement 2 - School Context and Organization 1 Funding Sources: Part time tutor - Title One School-wide - \$16,000</p>	Formative			Summative
	Oct	Jan	Mar	May
Strategy 2 Details	Reviews			
<p>Strategy 2: Students will participate in the use of Istation as a supplement between 60 - 90 minutes weekly. Strategy's Expected Result/Impact: Increased MAP Reading RIT scores, Increased STAAR Reading scores Staff Responsible for Monitoring: Administrators, MCLs, Teachers</p> <p>Title I: 2.4, 2.5 - TEA Priorities: Build a foundation of reading and math, Improve low-performing schools - ESF Levers: Lever 5: Effective Instruction Problem Statements: Student Achievement 2</p>	Formative			Summative
	Oct	Jan	Mar	May

Strategy 3 Details	Reviews			
<p>Strategy 3: Family Math and Reading Nights will be implemented to support parent knowledge in current MAP and STAAR performance expectations and how they can support at home.</p> <p>Strategy's Expected Result/Impact: Increased parental involvement in academic areas and increase student performance in math and reading MAP and STAAR.</p> <p>Staff Responsible for Monitoring: Administrators, Teachers</p> <p>Title I: 2.4, 4.1</p> <p>- TEA Priorities: Build a foundation of reading and math, Improve low-performing schools</p> <p>- ESF Levers: Lever 1: Strong School Leadership and Planning, Lever 5: Effective Instruction</p> <p>Problem Statements: Parent and Community Engagement 1 - School Context and Organization 1</p> <p>Funding Sources: Make and take materials - Title One School-wide - \$1,400</p>	Formative			Summative
	Oct	Jan	Mar	May
<div style="display: flex; justify-content: space-around; align-items: center;">  No Progress  Accomplished  Continue/Modify  Discontinue </div>				

Board Goal 1: Through foundational excellence, talent development and the learning journey, the percentage of students achieving or exceeding the meets standard on state assessments will increase from 32% to 60% by May 2024 across all tested content areas.

Performance Objective 3: By May 2023, 50% of students, 3rd-5th, will reach STAAR Meets/Masters in Math.





High Priority

Indicators of Success:

Growth (STAAR) - % of students who meet or exceed the STAAR progress measure - 2024 Goal: 75%, Academic Gaps - The performance of ECISD student subgroups compared to their peers across the state of Texas (Domain 3) - 2024 Goal: 51%, 3rd Grade Composite (reading and math) - % of 3rd grade students achieving the meets or exceeds standard in both reading and math on STAAR - 2024 Goal: 35%

Evaluation Data Sources: STAAR data, SCA, CBA, ISTATION and MAP

Strategy 1 Details	Reviews			
<p>Strategy 1: Utilize the DDI process in PLCs to ensure understanding of TEKS and quality student work that must be evident in student work. Create Know Shows and Exemplars to ensure quality lesson planning and instructional delivery.</p> <p>Strategy's Expected Result/Impact: Increased student performance and high quality instruction.</p> <p>Staff Responsible for Monitoring: Administrators, MCLs, teachers</p> <p>Title I: 2.4, 2.6</p> <p>- TEA Priorities: Build a foundation of reading and math, Improve low-performing schools</p> <p>- ESF Levers: Lever 5: Effective Instruction</p> <p>Problem Statements: Student Achievement 2, 3</p>	Formative			Summative
	Oct	Jan	Mar	May

Strategy 2 Details	Reviews			
<p>Strategy 2: Campus Trainer of Trainers will ensure teachers are trained and effectively using the ECISD ELAR framework, HMH curriculum and best practices.</p> <p>Strategy's Expected Result/Impact: Increase high quality instruction for students and student growth on MAP and STAAR.</p> <p>Staff Responsible for Monitoring: Administrators, MCLs</p> <p>Title I: 2.5, 2.6</p> <p>- TEA Priorities: Recruit, support, retain teachers and principals, Build a foundation of reading and math, Improve low-performing schools</p> <p>- ESF Levers: Lever 1: Strong School Leadership and Planning, Lever 5: Effective Instruction</p> <p>Problem Statements: Student Achievement 1 - Staff Quality, Recruitment, and Retention 2</p>	Formative			Summative
	Oct	Jan	Mar	May
<div style="display: flex; justify-content: space-around; align-items: center;"> <div style="text-align: center;">  No Progress </div> <div style="text-align: center;">  Accomplished </div> <div style="text-align: center;">  Continue/Modify </div> <div style="text-align: center;">  Discontinue </div> </div>				

Board Goal 1: Through foundational excellence, talent development and the learning journey, the percentage of students achieving or exceeding the meets standard on state assessments will increase from 32% to 60% by May 2024 across all tested content areas.





Performance Objective 4: Sam Houston will provide a safe and supportive school environment.

Indicators of Success:

Growth (STAAR) - % of students who meet or exceed the STAAR progress measure - 2024 Goal: 75%, Growth (MAP) - % of student end of year RIT score met or exceeded individual growth projections based upon MAP - 2024 Goal: 58%, Academic Gaps - The performance of ECISD student subgroups compared to their peers across the state of Texas (Domain 3) - 2024 Goal: 51%, School Connectedness - The belief held by students that adults and peers in the school care about their learning as well as about them as individuals - 2024 Goal: 63%

Evaluation Data Sources: Implementation of CHAMPS, Staff, student and parent surveys

Strategy 1 Details	Reviews			
<p>Strategy 1: All staff will complete required Safe School's training, Trauma, SEL, Bullying Awareness, CHAMPS and Sexual Harassment training.</p> <p>Strategy's Expected Result/Impact: Safe and supportive environment</p> <p>Staff Responsible for Monitoring: Administrators, Counselors</p> <p>Title I: 2.6</p> <p>- TEA Priorities: Recruit, support, retain teachers and principals, Improve low-performing schools</p> <p>- ESF Levers: Lever 1: Strong School Leadership and Planning, Lever 3: Positive School Culture</p> <p>Problem Statements: Demographics 1</p>	Formative			Summative
	Oct	Jan	Mar	May
Strategy 2 Details	Reviews			
<p>Strategy 2: Teachers will be trained on CHAMPS and will utilize training in classrooms and throughout the building.</p> <p>Strategy's Expected Result/Impact: Solid classroom management systems, safe and support environment</p> <p>Staff Responsible for Monitoring: Administrators, Counselor, CHAMPS site team</p> <p>Title I: 2.6</p> <p>- TEA Priorities: Improve low-performing schools</p> <p>- ESF Levers: Lever 1: Strong School Leadership and Planning, Lever 3: Positive School Culture</p> <p>Problem Statements: School Culture and Climate 1</p>	Formative			Summative
	Oct	Jan	Mar	May

Strategy 3 Details	Reviews			
<p>Strategy 3: Administrators will create a model school-wide Relay playbook for effective routines and procedures.</p> <p>Strategy's Expected Result/Impact: Safe and Supportive Learning environment where student needs are kept at the forefront.</p> <p>Staff Responsible for Monitoring: Administrators, MCLs, teachers</p> <p>Title I: 2.5</p> <p>- TEA Priorities: Improve low-performing schools</p> <p>- ESF Levers: Lever 1: Strong School Leadership and Planning, Lever 3: Positive School Culture</p> <p>Problem Statements: School Culture and Climate 1</p>	Formative			Summative
	Oct	Jan	Mar	May
<div style="display: flex; justify-content: space-around; align-items: center;">  No Progress  Accomplished  Continue/Modify  Discontinue </div>				

Board Goal 1: Through foundational excellence, talent development and the learning journey, the percentage of students achieving or exceeding the meets standard on state assessments will increase from 32% to 60% by May 2024 across all tested content areas.





Performance Objective 5: Sam Houston student attendance will increase from 91.2% to 93% in 2023.

High Priority

Indicators of Success:

Attendance - % of student daily attendance - 2024 Goal: 95%

Evaluation Data Sources: End of year attendance reports.

Strategy 1 Details	Reviews			
<p>Strategy 1: Monthly celebrations will be provided to classrooms with the highest percentages and will include parents. Strategy's Expected Result/Impact: Improved student attendance rate Staff Responsible for Monitoring: Administrators, Attendance Committee, Teachers and Clerk</p> <p>Title I: 2.4, 2.5, 2.6 - TEA Priorities: Improve low-performing schools - ESF Levers: Lever 3: Positive School Culture Problem Statements: Demographics 2 - Parent and Community Engagement 1 Funding Sources: incentive prizes - Local - \$500</p>	Formative			Summative
	Oct	Jan	Mar	May
Strategy 2 Details	Reviews			
<p>Strategy 2: Perfect attendance shirts will be given each 9 weeks to students. Strategy's Expected Result/Impact: Improved student attendance rate Staff Responsible for Monitoring: Administrators, Attendance Committee, Teachers and Clerk</p> <p>Title I: 2.4, 2.5, 2.6 Problem Statements: Demographics 2 Funding Sources: shirts - Local - \$400</p>	Formative			Summative
	Oct	Jan	Mar	May
<p style="text-align: center;">  No Progress  Accomplished  Continue/Modify  Discontinue </p>				

Board Goal 1: Through foundational excellence, talent development and the learning journey, the percentage of students achieving or exceeding the meets standard on state assessments will increase from 32% to 60% by May 2024 across all tested content areas.

Performance Objective 6: By May 2023, 50% of students, 3rd-5th, will reach STAAR Meets/Masters in Reading.

High Priority

Indicators of Success:

Growth (STAAR) - % of students who meet or exceed the STAAR progress measure - 2024 Goal: 75%, Academic Gaps - The performance of ECISD student subgroups compared to their peers across the state of Texas (Domain 3) - 2024 Goal: 51%, 3rd Grade Composite (reading and math) - % of 3rd grade students achieving the meets or exceeds standard in both reading and math on STAAR - 2024 Goal: 35%

Evaluation Data Sources: STAAR data, SCA, CBA, ISTATION and MAP

Board Goal 2: Through foundational excellence, talent development and the learning journey, the percentage of 3rd grade students reading at or above grade level will increase from 35% to 45% by May 2024.

Performance Objective 1: 50% of 2nd grade students will read at or above grade level by May 2023.

High Priority

Indicators of Success:

Growth (MAP) - % of student end of year RIT score met or exceeded individual growth projections based upon MAP - 2024 Goal: 58%, Academic Gaps - The performance of ECISD student subgroups compared to their peers across the state of Texas (Domain 3) - 2024 Goal: 51%, 3rd Grade Composite (reading and math) - % of 3rd grade students achieving the meets or exceeds standard in both reading and math on STAAR - 2024 Goal: 35%

Evaluation Data Sources: IStation, MAP, Fluency checks, Running Records, Walk throughs

Strategy 1 Details	Reviews			
<p>Strategy 1: MCLs and leadership will implement the Data-Driven Instructional process, develop TEKS knowledge (Know/Show charts), implement the coaching model of Observation/Feedback, and analyze student work to ensure mastery of learning objectives during PLCs.</p> <p>Strategy's Expected Result/Impact: Effective lesson plans, instructional delivery and data analysis</p> <p>Staff Responsible for Monitoring: Administrators, MCLs and Teachers</p> <p>Title I: 2.4, 2.5, 2.6</p> <p>- TEA Priorities: Build a foundation of reading and math, Improve low-performing schools</p> <p>- ESF Levers: Lever 1: Strong School Leadership and Planning, Lever 5: Effective Instruction</p> <p>Problem Statements: Student Achievement 2</p>	Formative			Summative
	Oct	Jan	Mar	May
Strategy 2 Details	Reviews			
<p>Strategy 2: Students will participate in the use of Istation as a supplement between 60 - 90 minutes weekly.</p> <p>Strategy's Expected Result/Impact: Increased student growth in reading.</p> <p>Staff Responsible for Monitoring: Administrators and Teachers</p>	Formative			Summative
	Oct	Jan	Mar	May

Title I:

2.4, 2.6


- TEA Priorities:


Build a foundation of reading and math, Improve low-performing schools

-

Problem Statements: Student Achievement 2

 No Progress

 Accomplished

 Continue/Modify

 Discontinue

Board Goal 2: Through foundational excellence, talent development and the learning journey, the percentage of 3rd grade students reading at or above grade level will increase from 35% to 45% by May 2024.

Performance Objective 2: 50% of Kindergarten students will read at or above grade level by May 2023.

High Priority

Indicators of Success:

Growth (MAP) - % of student end of year RIT score met or exceeded individual growth projections based upon MAP - 2024 Goal: 58%, Kindergarten Readiness - % of students meeting kindergarten readiness benchmark - 2024 Goal: 65%, Academic Gaps - The performance of ECISD student subgroups compared to their peers across the state of Texas (Domain 3) - 2024 Goal: 51%

Evaluation Data Sources: IStation, MAP, Fluency checks, Running Records, Walk throughs

Strategy 1 Details	Reviews			
<p>Strategy 1: MCLs and leadership will implement the Data-Driven Instructional process, develop TEKS knowledge (Know/Show charts), implement the coaching model of Observation/Feedback, and analyze student work to ensure mastery of learning objectives during PLCs.</p> <p>Strategy's Expected Result/Impact: Effective lesson plans, instructional delivery and data analysis</p> <p>Staff Responsible for Monitoring: Administrators, MCLs and Teachers</p> <p>Title I: 2.4, 2.5, 2.6</p> <p>- TEA Priorities: Build a foundation of reading and math, Improve low-performing schools</p> <p>- ESF Levers: Lever 1: Strong School Leadership and Planning, Lever 5: Effective Instruction</p> <p>Problem Statements: Student Achievement 3 - Curriculum, Instruction, and Assessment 1</p>	Formative			Summative
	Oct	Jan	Mar	May
Strategy 2 Details	Reviews			
<p>Strategy 2: Students will participate in the use of Istation as a supplement between 60 - 90 minutes weekly.</p> <p>Strategy's Expected Result/Impact: Increased student growth in reading.</p> <p>Staff Responsible for Monitoring: Administrators and Teachers</p>	Formative			Summative
	Oct	Jan	Mar	May

Title I:

2.6


- TEA Priorities:


Build a foundation of reading and math, Improve low-performing schools

-

Problem Statements: Student Achievement 2

 No Progress

 Accomplished

 Continue/Modify

 Discontinue





Board Goal 2: Through foundational excellence, talent development and the learning journey, the percentage of 3rd grade students reading at or above grade level will increase from 35% to 45% by May 2024.

Performance Objective 3: 50% of 1st grade students will read at or above grade level by May 2023.

Indicators of Success:

Growth (MAP) - % of student end of year RIT score met or exceeded individual growth projections based upon MAP - 2024 Goal: 58%, Academic Gaps - The performance of ECISD student subgroups compared to their peers across the state of Texas (Domain 3) - 2024 Goal: 51%

Evaluation Data Sources: ISTATION, MAP, Fluency checks, Running Records, Walk throughs

Strategy 1 Details	Reviews			
<p>Strategy 1: MCLs and leadership will implement the Data-Driven Instructional process, develop TEKS knowledge (Know/Show charts), implement the coaching model of Observation/Feedback, and analyze student work to ensure mastery of learning objectives during PLCs.</p> <p>Strategy's Expected Result/Impact: Effective lesson plans, instructional delivery and data analysis</p> <p>Staff Responsible for Monitoring: Administrators, MCLs and Teachers</p> <p>Title I: 2.4, 2.5, 2.6</p> <p>- TEA Priorities: Build a foundation of reading and math, Improve low-performing schools</p> <p>- ESF Levers: Lever 5: Effective Instruction</p> <p>Problem Statements: Student Achievement 3 - Curriculum, Instruction, and Assessment 1</p>	Formative			Summative
	Oct	Jan	Mar	May
Strategy 2 Details	Reviews			
<p>Strategy 2: Students will participate in the use of Istation as a supplement between 60 - 90 minutes weekly.</p> <p>Strategy's Expected Result/Impact: Increased student growth in reading.</p> <p>Staff Responsible for Monitoring: Administrators and Teachers</p> <p>Title I: 2.6</p> <p>- TEA Priorities: Build a foundation of reading and math, Improve low-performing schools</p> <p>-</p> <p>Problem Statements: Curriculum, Instruction, and Assessment 1</p>	Formative			Summative
	Oct	Jan	Mar	May
<div style="display: flex; justify-content: space-around; align-items: center;"> <div style="text-align: center;">  No Progress </div> <div style="text-align: center;">  Accomplished </div> <div style="text-align: center;">  Continue/Modify </div> <div style="text-align: center;">  Discontinue </div> </div>				

Board Goal 2: Through foundational excellence, talent development and the learning journey, the percentage of 3rd grade students reading at or above grade level will increase from 35% to 45% by May 2024.

Performance Objective 4: 50% of 3rd grade students will read at or above grade level by May 2023.

High Priority

Indicators of Success:

Growth (MAP) - % of student end of year RIT score met or exceeded individual growth projections based upon MAP - 2024 Goal: 58%, Academic Gaps - The performance of ECISD student subgroups compared to their peers across the state of Texas (Domain 3) - 2024 Goal: 51%, 3rd Grade Composite (reading and math) - % of 3rd grade students achieving the meets or exceeds standard in both reading and math on STAAR - 2024 Goal: 35%

Evaluation Data Sources: ISTATION, MAP, Fluency checks, Running Records, Walk throughs

Strategy 1 Details	Reviews			
<p>Strategy 1: MCLs and leadership will implement the Data-Driven Instructional process, develop TEKS knowledge (Know/Show charts), implement the coaching model of Observation/Feedback, and analyze student work to ensure mastery of learning objectives during PLCs.</p> <p>Strategy's Expected Result/Impact: Effective lesson plans, instructional delivery and data analysis</p> <p>Staff Responsible for Monitoring: Administrators, MCLs and Teachers</p> <p>Title I: 2.4, 2.6</p> <p>- TEA Priorities: Build a foundation of reading and math, Improve low-performing schools</p> <p>- ESF Levers: Lever 1: Strong School Leadership and Planning, Lever 5: Effective Instruction</p> <p>Problem Statements: Student Achievement 1, 2</p>	Formative			Summative
	Oct	Jan	Mar	May
Strategy 2 Details	Reviews			
<p>Strategy 2: Students will participate in the use of Istation as a supplement between 60 - 90 minutes weekly.</p> <p>Strategy's Expected Result/Impact: Increased student growth in reading.</p> <p>Staff Responsible for Monitoring: Administrators and Teachers</p>	Formative			Summative
	Oct	Jan	Mar	May

Title I:


2.6


- TEA Priorities:


Build a foundation of reading and math, Improve low-performing schools

-

Problem Statements: Student Achievement 2

 No Progress

 Accomplished

 Continue/Modify

 Discontinue

Board Goal 2: Through foundational excellence, talent development and the learning journey, the percentage of 3rd grade students reading at or above grade level will increase from 35% to 45% by May 2024.

Performance Objective 5: Sam Houston will provide strategic staffing and compensation systems during 2022-2023.

Indicators of Success:

Academic Gaps - The performance of ECISD student subgroups compared to their peers across the state of Texas (Domain 3) - 2024 Goal: 51%

Evaluation Data Sources: Opportunity Culture

Teacher Incentive Allotment designations

Staffing/Payroll Reports

Strategy 1 Details	Reviews			
<p>Strategy 1: Sam Houston will have Multi-Classroom Leaders that support classroom teachers and the PLC processes on campus.</p> <p>Strategy's Expected Result/Impact: Increased professional learning for teachers on MCL teams and increased student performance</p> <p>Staff Responsible for Monitoring: Administrators and MCLs</p> <p>Title I: 2.4</p> <p>- TEA Priorities: Recruit, support, retain teachers and principals, Improve low-performing schools</p> <p>- ESF Levers: Lever 1: Strong School Leadership and Planning</p> <p>Problem Statements: Staff Quality, Recruitment, and Retention 1, 2</p> <p>Funding Sources: stipend allotments for MCLs, RAs and TRs - Local - \$84,000</p>	Formative			Summative
	Oct	Jan	Mar	May





Board Goal 3: Through foundational excellence, talent development and the learning journey, the percentage of high school graduates considered College, Career or Military Ready will increase from 56% to 65% by May 2024.

Performance Objective 1: 100% of classroom teachers in grades 3rd-5th grade will implement at least one AVID strategy per week during the 2022-23 school year.

Indicators of Success:

School Connectedness - The belief held by students that adults and peers in the school care about their learning as well as about them as individuals - 2024 Goal: 63%

Evaluation Data Sources: AVID Binders, Leader In Me student portfolios, student planners

Strategy 1 Details	Reviews			
<p>Strategy 1: Teachers will ensure each students learn organizational skills through maintaining a binder, leadership portfolio and planner.</p> <p>Strategy's Expected Result/Impact: Student organization will improve and parents will be knowledgeable of daily learning and goals.</p> <p>Staff Responsible for Monitoring: Administrators, Teachers</p> <p>Title I: 4.1</p> <p>- TEA Priorities: Improve low-performing schools</p> <p>- ESF Levers: Lever 3: Positive School Culture</p> <p>Problem Statements: Parent and Community Engagement 1</p>	Formative			Summative
	Oct	Jan	Mar	May
<div style="display: flex; justify-content: space-around; align-items: center;">  No Progress  Accomplished  Continue/Modify  Discontinue </div>				

Board Goal 3: Through foundational excellence, talent development and the learning journey, the percentage of high school graduates considered College, Career or Military Ready will increase from 56% to 65% by May 2024.

Performance Objective 2: Teachers will focus on intervention and tutoring services for Title One identified OSP (Homeless, Foster and Military students) to ensure that a minimum of 80% meet their MAP growth goals by May 2023.





High Priority

Indicators of Success:

Growth (STAAR) - % of students who meet or exceed the STAAR progress measure - 2024 Goal: 75%, Growth (MAP) - % of student end of year RIT score met or exceeded individual growth projections based upon MAP - 2024 Goal: 58%, Academic Gaps - The performance of ECISD student subgroups compared to their peers across the state of Texas (Domain 3) - 2024 Goal: 51%, School Connectedness - The belief held by students that adults and peers in the school care about their learning as well as about them as individuals - 2024 Goal: 63%

Evaluation Data Sources: End of Year MAP, Istation and STAAR

Strategy 1 Details	Reviews			
<p>Strategy 1: Identified students will participate in after school tutoring, day tutoring, online tutoring and/or intervention groups within their classroom.</p> <p>Strategy's Expected Result/Impact: increased student growth on MAP and STAAR</p> <p>Staff Responsible for Monitoring: Administrators, Counselors and Teachers</p> <p>Title I: 2.6</p> <p>- TEA Priorities: Build a foundation of reading and math, Improve low-performing schools</p> <p>- ESF Levers: Lever 1: Strong School Leadership and Planning, Lever 5: Effective Instruction</p> <p>Problem Statements: Demographics 1 - School Context and Organization 1</p> <p>Funding Sources: part time day tutor - Title One School-wide - \$16,000</p>	Formative			Summative
	Oct	Jan	Mar	May

Strategy 2 Details	Reviews			
<p>Strategy 2: The campus will implement a Campus-wide Career week.</p> <p>Strategy's Expected Result/Impact: Student increased awareness in college and careers.</p> <p>Staff Responsible for Monitoring: Administrators, Counselor</p> <p>Title I: 2.5</p> <p>- TEA Priorities: Build a foundation of reading and math, Connect high school to career and college</p> <p>- ESF Levers: Lever 1: Strong School Leadership and Planning, Lever 3: Positive School Culture</p> <p>Problem Statements: Parent and Community Engagement 1 - School Context and Organization 1</p>	Formative			Summative
	Oct	Jan	Mar	May
<div style="display: flex; justify-content: space-around; align-items: center;">  No Progress  Accomplished  Continue/Modify  Discontinue </div>				





Board Goal 3: Through foundational excellence, talent development and the learning journey, the percentage of high school graduates considered College, Career or Military Ready will increase from 56% to 65% by May 2024.

Performance Objective 3: By Spring 2023, Sam Houston will increase students connectedness to school as measured by the Panorama Survey from 65% to 75%.

Indicators of Success:

School Connectedness - The belief held by students that adults and peers in the school care about their learning as well as about them as individuals - 2024 Goal: 63%

Evaluation Data Sources: Panorama Data

Strategy 1 Details	Reviews			
<p>Strategy 1: Sam Houston will implement daily Leader In Me lessons and weekly 7 Mindsets lessons in all grade levels to promote a safe and positive culture.</p> <p>Strategy's Expected Result/Impact: Increased student connectedness</p> <p>Staff Responsible for Monitoring: Administrators, Counselor, Teachers</p> <p>Title I: 2.4, 2.5</p> <p>- ESF Levers: Lever 3: Positive School Culture</p> <p>Problem Statements: Demographics 1</p>	Formative			Summative
	Oct	Jan	Mar	May
<p style="text-align: center;">  No Progress  Accomplished  Continue/Modify  Discontinue </p>				

Campus Funding Summary

Local					
Board Goal	Objective	Strategy	Resources Needed	Account Code	Amount
1	5	1	incentive prizes		\$500.00
1	5	2	shirts		\$400.00
2	5	1	stipend allotments for MCLs, RAs and TRs		\$84,000.00
Sub-Total					\$84,900.00
Title One School-wide					
Board Goal	Objective	Strategy	Resources Needed	Account Code	Amount
1	2	1	Part time tutor		\$16,000.00
1	2	3	Make and take materials		\$1,400.00
3	2	1	part time day tutor		\$16,000.00
Sub-Total					\$33,400.00